



Malla Reddy Engineering College (Autonomous)

The Budget Sanctioned to various departments / sections in the Academic Year 2023-24 (Recurring) In Lakhs


S. No	Item	CE	EEE	ME	ECE	CSE (CS)	CSE (DS)	CSE (AI&ML)	CSE (IOT)	AIML	IT	Mining	MBA	H&S	Library	Phy Edn	Exam Cell	T&P	Admin	R&D	Total	
1	Admission Fee																		5.18			5.18
2	Advertisement Charges																		53.71			53.71
3	Affiliation Fee																		73.68			73.68
4	Annual Maintenance Charges	0.14	0.15	0.15	0.29	0.37	0.20	0.20	0.10	0.07	0.10	0.07	0.15	0.21	0.03	0.01	0.03	0.02	0.05	0.04	2.60	
5	Audi Fee																		0.55			0.55
6	Bank Charges and Interest																		0.32			0.32
7	Building Maintenance	0.53	0.57	0.57	1.07	1.37	0.75	0.76	0.75	0.36	0.27	0.37	0.58	0.77	0.13	0.05	0.10	0.09	0.20	0.15	9.73	
8	College functions & celebrations	1.20	1.28	1.30	2.43	3.10	1.70	1.71	1.70	0.83	0.62	0.84	0.62	1.31	1.74						20.39	
9	Common Service Fee	4.94	4.11	6.21	6.65	8.70	2.69	2.71	2.74	1.38	0.77	2.03	1.87	16.58							66.62	
10	Computer Maintenance	2.31	2.47	2.50	4.69	5.98	3.29	3.30	3.29	1.59	1.19	1.63	1.20	2.52	3.35	0.78	0.45	0.39	0.89	0.68	42.49	
11	Conveyance Charges																		2.25			2.25
12	Electricity Charges																		28.18			28.18
13	ESI Contribution																		4.31			4.31
14	Exam Remuneration															76.42						76.42
15	Faculty Development Program	2.40	2.56	2.59	4.86	6.19	3.40	3.42	3.40	1.65	1.23	1.69	1.24	2.61	3.47				5.89		40.72	
16	Garden Maintenance																					5.89
17	Honorarium for Staff	0.49	0.52	0.52	0.98	1.26	0.69	0.69	0.69	0.33	0.25	0.34	0.25	0.53	0.70				20.73		20.73	
18	Inspection Fee															22.25						22.25
19	Journals & Periodicals																					5.37
20	Lab Maintenance	1.09	1.17	1.18	2.21	2.82	1.55	1.55	1.55	0.75	0.56	0.77	0.57	1.19	1.58	0.26	0.32	0.18	0.42	0.32	20.04	
21	Library Maintenance															5.37						5.37
22	Meetings and Seminars	0.66	0.71	0.72	1.34	1.71	0.94	0.95	0.94	0.46	0.34	0.47	0.34	0.72	0.96						11.27	
23	Membership & Subscription	1.32	1.42	1.43	2.68	3.42	1.88	1.89	1.88	0.91	0.68	1.81	1.73	1.44							22.50	
24	News Paper & Periodicals															3.78						3.78
25	NISP expenditure																					65.50
26	Office Maintenance	0.38	0.40	0.41	0.76	0.97	0.54	0.54	0.54	0.26	0.19	0.26	0.20	0.41	0.55	0.09	0.04	0.07	0.15	0.11	6.92	
27	PF Contribution Employer																		33.48			33.48
28	Postage & Courier																		0.18			0.18
29	Printing & Stationary																		38.47			38.47
30	Rates & Taxes																		206.21			206.21
31	R & D Expenses	7.41	7.93	8.01	15.02	18.16	10.53	10.57	10.53	5.10	3.81	5.22	3.85	8.09	10.75					1.00	126.00	
32	Seed Money	1.13	1.21	1.23	2.30	2.93	1.61	1.62	1.61	0.78	0.58	0.80	0.59	1.24	1.64						19.28	
33	Repairs & Maintenance	0.21	0.23	0.23	0.43	0.55	0.30	0.30	0.30	0.15	0.11	0.15	0.11	0.23	0.31	0.05	0.02	0.04	0.04	0.06	3.87	
34	Salaries	160.36	171.39	173.05	324.55	414.03	227.58	228.41	227.58	110.21	82.32	112.71	83.16	174.72	232.24	38.71	15.48	30.97	27.09	61.93	46.45	2942.93
35	Security Services																		8.52			8.52
36	Staff Ratification Fee																		4.32			4.32
37	Staff welfare	0.55	0.59	0.59	1.11	1.42	0.78	0.78	0.78	0.38	0.28	0.39	0.28	0.60	0.79						9.30	
38	Student development expenses	0.64	0.69	0.70	1.31	1.67	0.92	0.92	0.92	0.44	0.33	0.45	0.33	0.70	0.93						10.95	
39	Student welfare expenses	0.42	0.45	0.46	0.85	1.09	0.60	0.60	0.60	0.29	0.22	0.30	0.22	0.46	0.61				0.59		7.16	
40	Telephone Charges																		32.42			32.42
41	Training and Placement																		5.89			5.89
42	Travelling Expenses																		149.28			149.28
43	Vehicle Maintenance																		0.64			0.64
44	Workshop																		637.64			637.64
45	Depreciation																					
	Total	2.28	237.43	348.91	374.74	488.09	152.57	154.00	155.51	79.75	45.79	118.97	114.84	83.05	488.82	41.71	9.48	89.34	46.98	1242.91	3.27	4856.77



 Principal



 G. Meeedy



 Auditor

Malla Reddy Engineering College (Autonomous)

The Budget Sanctioned to various departments / sections in the Academic Year 2023-24 (Non - Recurring) In Lakhs.

S. No	Item	CE	EEE	ME	ECE	CSE (CS)	CSE (DS)	CSE (AI&ML)	CSE (IOT)	AIML	IT	Mining	MBA	H&S	Library	Phy Edn	Exam Cell	T&P	Admin	R&D	Total
1	Building & Civil Works	56.22	60.17	60.75	113.93	145.35	79.89	80.18	79.89	28.90	39.57	29.19	61.34	81.53	13.59	5.44	10.87	9.51	21.74	16.38	1035.11
2	Computers and Softwares	14.30	15.31	15.46	28.99	36.98	20.33	20.40	14.84	12.35	10.07	7.43	15.61	10.73							243.12
3	Furniture & Fixtures	9.32	10.00	10.08	18.90	24.11	13.25	13.30	6.42	4.79	6.56	4.84	10.17	13.52	2.25	0.90	1.80	1.58	3.61	2.70	171.36
4	Library Books														14.84						14.84
5	Lab Equipment	1.01	1.08	1.09	2.04	2.61	1.43	1.44	0.69	0.52	0.71	0.52	1.10	1.46							17.14
6	Office Equipment																		74.63		74.63
7	Sports & Musicals															0.89					0.89
8	Vehicles																		52.49		52.49
	Total	80.86	86.55	87.37	163.86	209.04	114.90	115.32	114.90	60.64	46.56	56.90	88.21	107.24	30.68	7.23	12.67	11.09	152.47	19.08	1607.58

[Signature]

Prof. V. N. Reddy
Principal

G. V. Reddy
Principal

M. V. Reddy
Principal











Principal

Malla Reddy Engineering College

The Budget Sanctioned to various departments / sections in the Academic Year 2023-24 (Both Recurring and Non Recurring) In Lakhs.

S. No	Item	CE	EEE	ME	ECE	CSE (CS)	CSE (DS)	CSE (AI&ML)	CSE (IOT)	AIML	IT	Mining	MBA	H&S	Library	Phy Edn	Exam Cell	T&P	Admin	R&D	Total
1	Total Recurring Exps.	2.28	237.43	348.91	374.74	488.09	154.00	155.51	79.75	45.79	118.97	114.84	83.05	488.82	41.71	9.48	89.34	46.98	1242.91	3.27	4856.77
2	Total Non-Recurring Exps.	80.86	86.55	87.37	163.86	209.04	114.90	114.90	60.64	46.56	56.90	41.98	88.21	107.24	30.68	7.23	12.67	11.09	152.47	19.08	1607.58
	Grand Total	83.14	323.98	436.28	538.60	697.13	269.32	270.41	140.39	92.35	175.87	156.82	171.26	596.06	72.39	16.71	102.01	58.07	1395.38	22.35	6464.35

Expected Income	: 7,314.90	Lakhs
Expected expenditure	: 6,464.35	Lakhs
Excess of income	: 850.55	Lakhs

G. N. Reddy
 Principal
 S.G.M. Govt. Polytechnic
 Abdullapurmet, R.R. Dist.,
 Telangana State.